

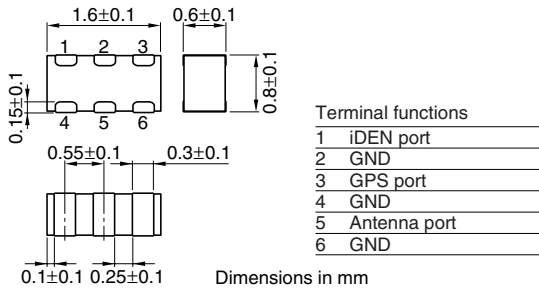
# 积层贴片式双工器

## EGSM & AGSM/PCS Tx-Rx-GPS用

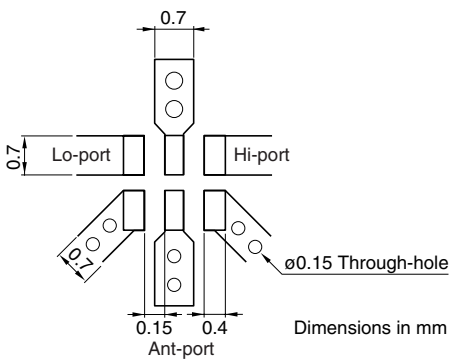
RoHS指令对应产品

DPX系列 DPX161576DT-8011B1

### 形状・尺寸



### 推荐印刷电路板图样



This width is 50Ω.  
Micro-strip line for 0.4mm thick glass-epoxy substrate.

### 电气特性

项目		最小值	代表值	最大值
<b>iDEN端口-Ant端口</b>				
iDEN频带	MHz	806	—	941
插入损耗	[25°C]	dB	—	0.6
	[-30 to +85°C]	dB	—	0.7
iDEN端口回波损耗	dB	14	—	—
Ant端口回波损耗	dB	14	—	—
衰减量	1575MHz	dB	16	—
	1612 to 1648MHz	dB	18	—
	1792 to 1856MHz	dB	14	—
	2 to 3GHz	dB	5	—
<b>GPS端口-Ant端口</b>				
GPS频带	MHz	1574.42	—	1576.42
插入损耗	[25°C]	dB	—	0.7
	[-30 to +85°C]	dB	—	0.8
GPS端口回波损耗	dB	14	—	—
Ant端口回波损耗	dB	14	—	—
衰减量	806 to 928MHz	dB	20	—
<b>GPS端口-iDEN端口</b>				
低频带衰减量	806 to 928MHz	dB	20	—
衰减量	1575MHz	dB	16	—
高频带衰减量	1612 to 1648MHz	dB	18	—
	1792 to 1856MHz	dB	14	—

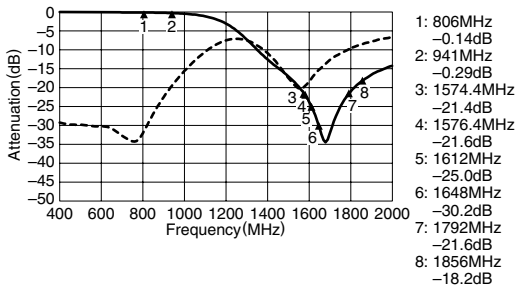
· Ta: +25°C

● RoHS指令的对应：表示除了依据EU Directive 2002/95/EC免除的用途之外，未使用铅，镉，汞，六价铬及特定溴系难燃剂PBB，PBD等。

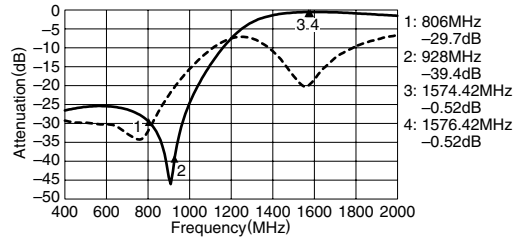
· 记载内容，在没有予告的情况下有可能改进和变更，请予以谅解。

### 频率特性

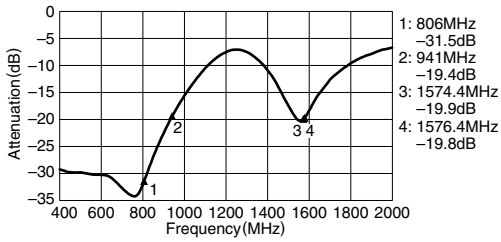
#### 低频带端口 S21



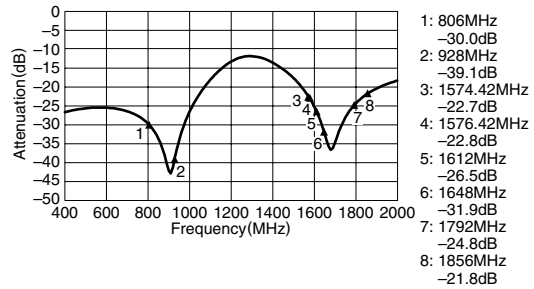
#### 高频带端口 S31



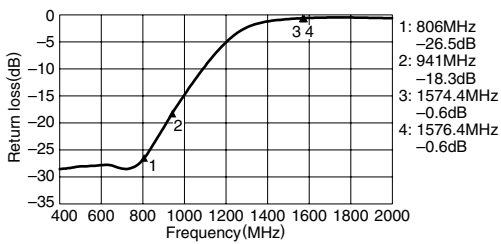
#### 共用端口回波损耗 S11



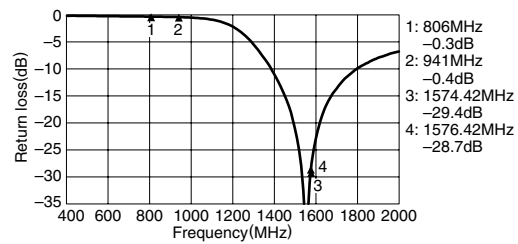
#### 隔离 S23



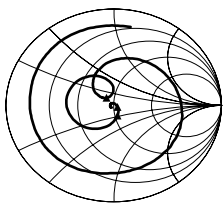
#### 低频带端口回波损耗 S22



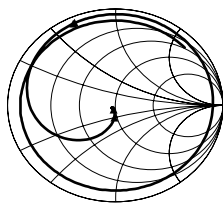
#### 高端口回波损耗 S33



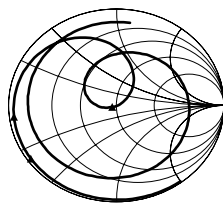
### 史密斯圆图



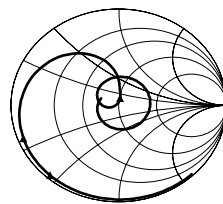
S11



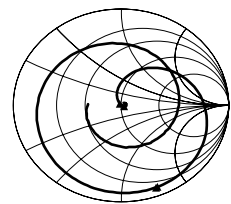
S22



S33



S21



S31