

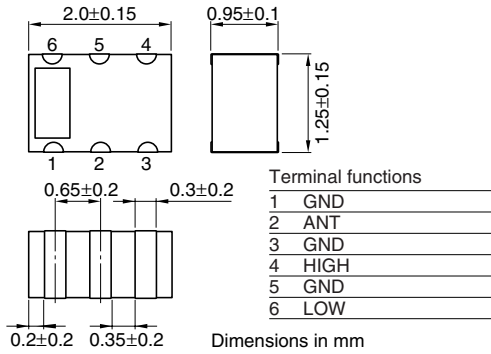
积层贴片式双工器

AGSM/PCS Tx/Rx用

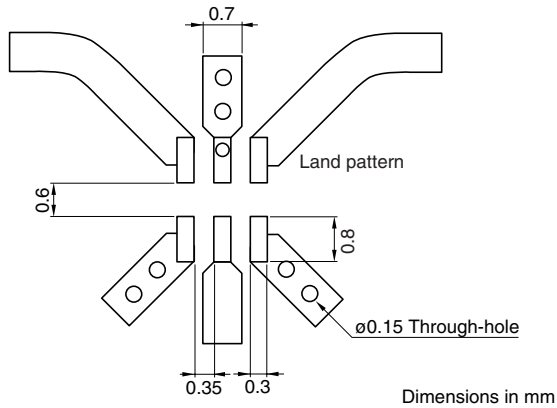
RoHS指令对应产品

DPX系列 DPX201990DT-4014A2

形状・尺寸



推荐印刷电路板图样



Line width be designed to match 50Ω characteristic impedance depending on PCB material and thickness.

电气特性

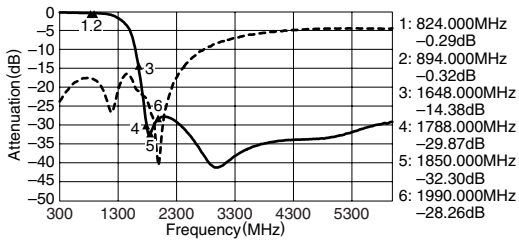
项目	端口	频率范围	最小值	代表值	最大值	
插入损耗	低频带	[−40 to +85°C]	824 to 894MHz	(dB)	—	0.5
	高频带	[−40 to +85°C]	1850 to 1990MHz	(dB)	—	0.55
	低频带	[25°C]	824 to 894MHz	(dB)	—	0.45
	高频带	[25°C]	1850 to 1990MHz	(dB)	—	0.5
回波损耗	ANT	824 to 894, 1850 to 1990MHz	(dB)	10.0	—	—
	高频带	824 to 894MHz	(dB)	19.0	—	—
衰减量	低频带	1850 to 1990MHz	(dB)	20.0	—	—
	低频带	1648 to 1788MHz(AGSM 2fo)	(dB)	10.0	—	—
	低频带	2472 to 2682MHz(AGSM 3fo)	(dB)	28.0	—	—
可输出功率			(W)	—	—	3.0
温度范围		工作时	(°C)	−40	—	+85
		保存时	(°C)	−40	—	+85

● RoHS 指令的对应：表示除了依据 EU Directive 2002/95/EC 免除的用途之外，未使用铅，镉，汞，六价铬及特定溴系难燃剂 PBB，PBD 等。

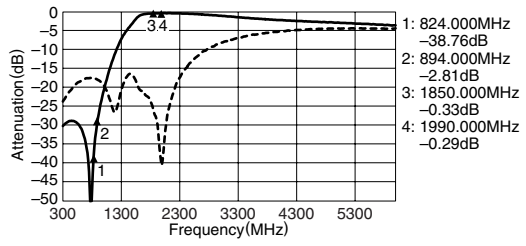
· 记载内容，在没有予告的情况下有可能改进和变更，请予以谅解。

频率特性

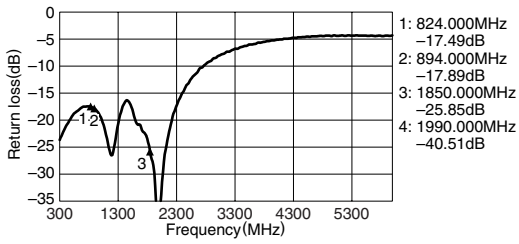
低频带端口 S21



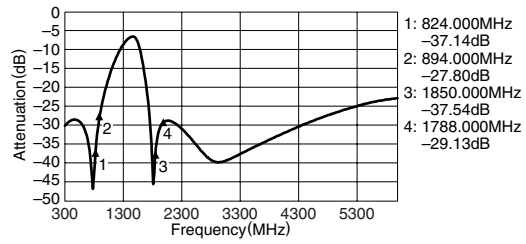
高频带端口 S31



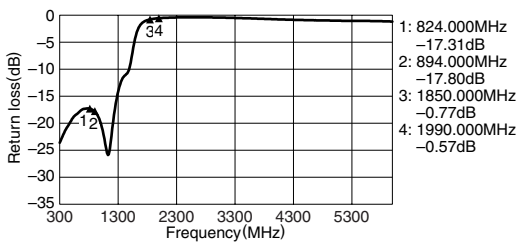
共用端口回波损耗 S11



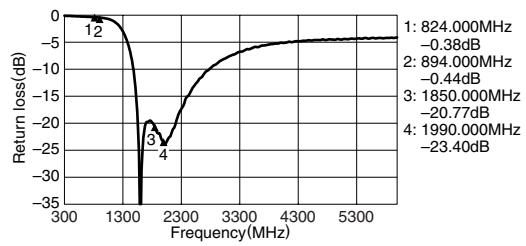
隔离 S23



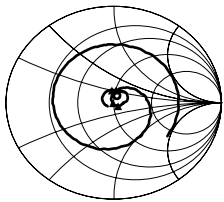
低频带端口回波损耗 S22



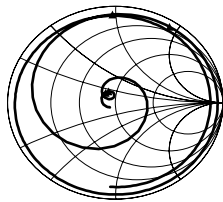
高端口回波损耗 S33



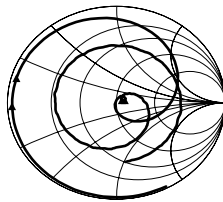
史密斯圆图



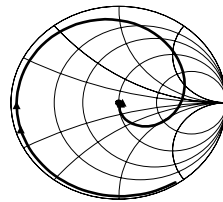
S11



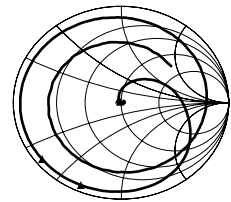
S22



S33



S21



S31